

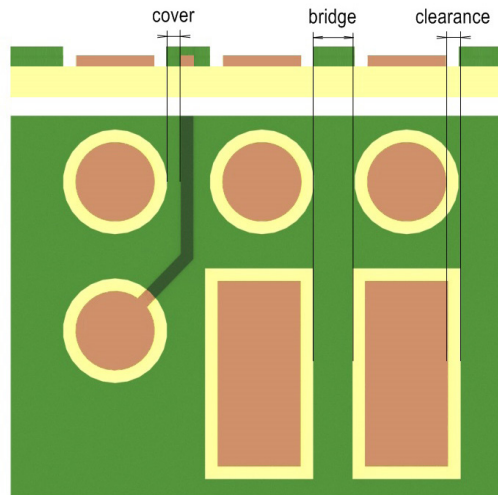
Design Rules

Solder mask – green color

	standard	minimum
clearance	40 µm	25 µm (BGA)
IO bridge	105 µm	100 µm
cover	75 µm	50 µm

Solder mask – others colors

	standard	minimum
clearance	60 µm	40 µm
IO bridge	150 µm	140 µm
cover	75 µm	60 µm



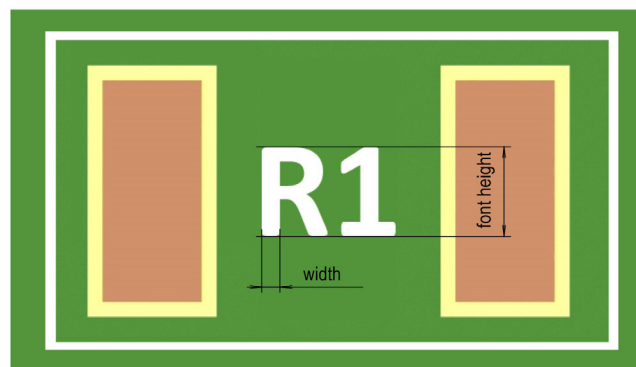
Via filling with solder mask

	standard
max. drill	300 µm

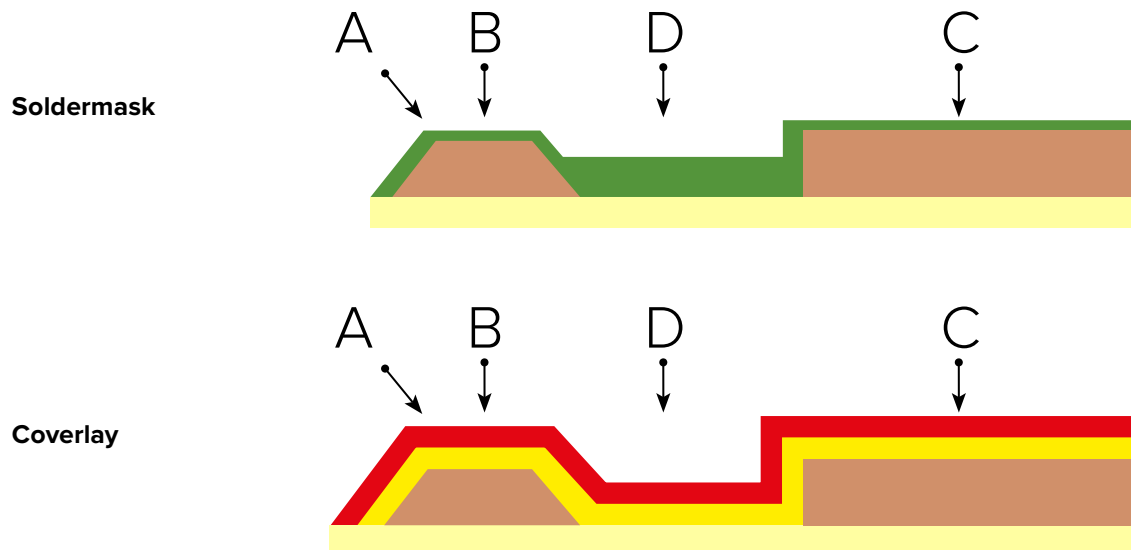
Silkscreen parameters

font height	width
1200 µm	130 µm
1500 µm	150 µm
1800 µm	180 µm

*Imprint on pads will be automatically deleted.



Solder mask thickness



Mask	A (µm)	B (µm)	C (µm)	D (µm)
Green	5–15	5–15	10–20	25–35
Colored	15–25	20–30	25–35	35–40
Flex SM green	10–20	10–20	10–20	35–40
Pyralux LF coverlay	25+25	25+25	25+25	25+25 (adhesive)